

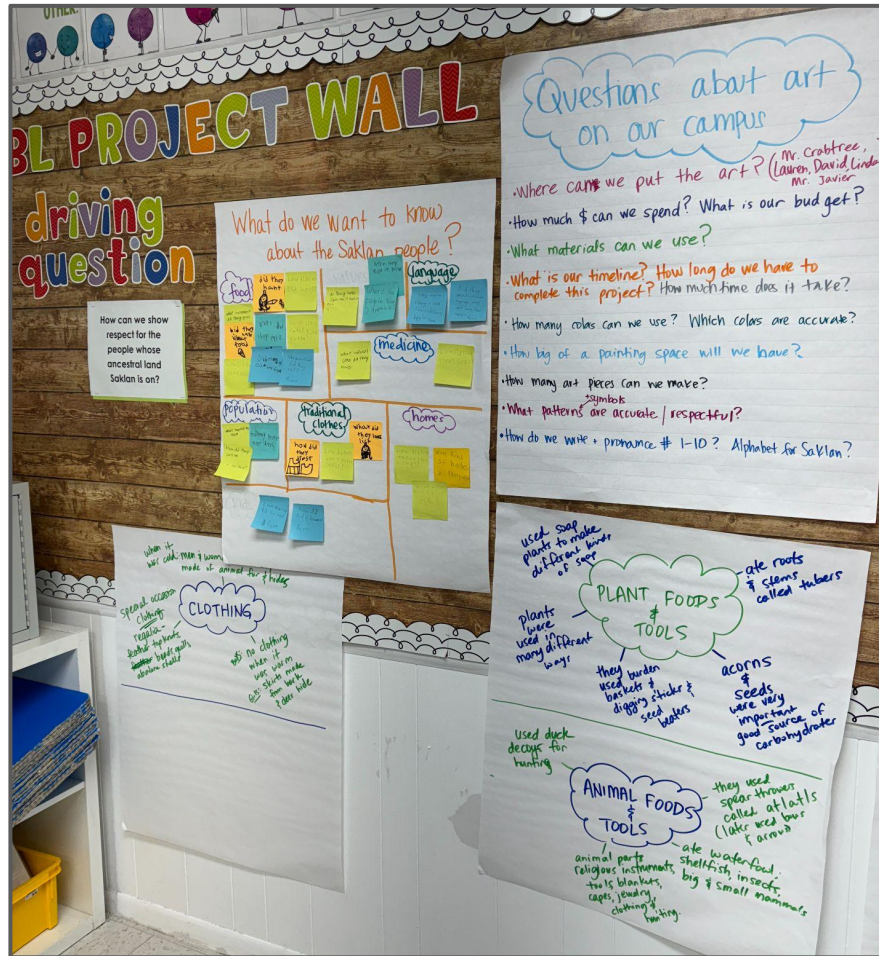
# 3rd Grade Driving Question

How can we best show respect for the people whose ancestral land Saklan is on?

# Milestone 1

Who was here before us?

What are they advocating for now?







# Milestone 2

How can we learn about the Saklan people to make sure our visual representations are accurate and respectful?

## Abstract vs. Scientific



What is accurate (the same)?  
What is abstract (Simplified)?

**Saklan Bay Miwok Unit**

How can we show respect for the people whose ancestral land Saklan is on?

How can we respectfully show Saklan words and culture?

What kinds of things do artists think about when deciding where to put their art?

How does where we put something show its importance?

How can we connect art to the function or purpose of something?

How can we show respect for the people whose ancestral land Saklan is on?

What is accurate (the same)?  
What is abstract (Simplified)?

Mission Dolores  
BASKETS

Scientific Drawing

A Accurate  
B Big  
C Colorful  
D Detailed  
E Explained

RELEASESTIC DRAWING CYCLE

OBSERVE  
Look closely to see details

SKETCH  
Soft light lines of what you observe

REVISE  
Make improvements or adjustments

REFLECT + ENVISION  
Check for ABCDE and decide what you can do next

Common Kingfisher  
Illustration

Common Kingfisher  
Illustration

Front Crosswalks

- Walkways in the parking lot that everyone uses
- Parents, students and neighbors will see

Sport Court


- Permanent hoop/catch for school tournament
- Permanent 4 square

Students working on projects

Students working on projects



What kinds of things do artists think about when deciding where to put their art?



How does where we put something show its importance?

How can we connect art to the function or purpose of something?



Sport Court

- Permanent hopscotch for school tournament
- Permanent 4 square

Front Crosswalks




- Walkways in the parking lot that everyone uses
- Parents, students and neighbors will see

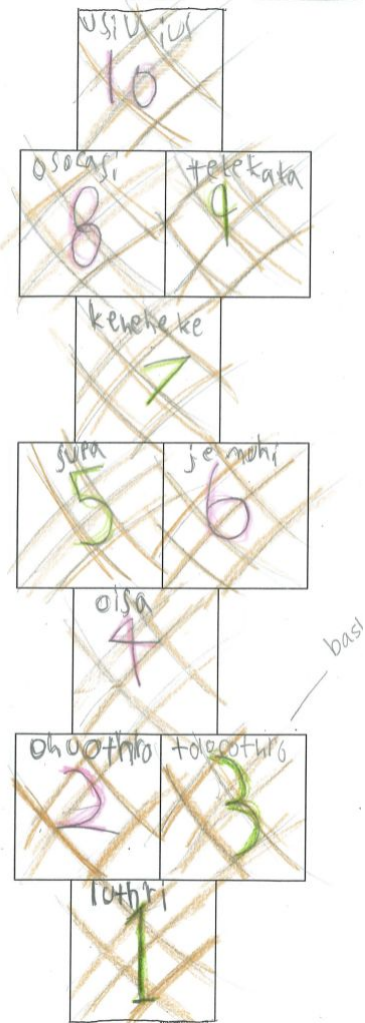




# Milestone 3

How can we continue to build our knowledge and use experts to create a respectful, accurate, and lasting impression?





## Original Design Idea by Estelle

I chose to make a hopscotch at the sports court. This is a good place to show respect for the Saklan people because special events happen there. We also have a special hopscotch tournament every year and we do PE there. I drew numbers and a basket pattern which is important to Saklan culture because baskets are [traditionally] used for [carrying] food, cooking, holding water, as gifts, and more. When making my design I made sure to use appropriate patterns and colors [but still needed more information on accurate Saklan basket weave patterns.] I used pink, green, and brown to color the hopscotch which shows respect to the Saklan people because green is balance, and balance is a Bay Miwok value. Pink is respect which is also a value and brown is an accurate basket color.

# Revision Notes from Tia and Paul

usi usi  
10

ososi, tekekata  
8 9

kehekeke  
7

supa jemohi  
5 6

alsa  
4

ohootho +deotho  
2 3

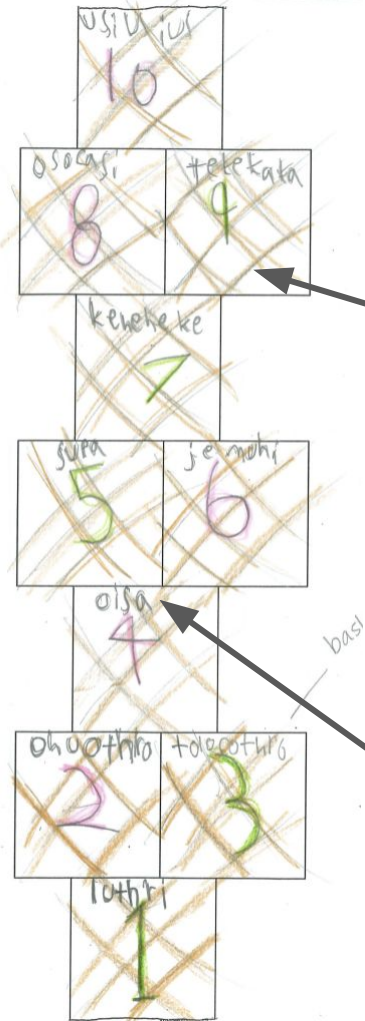
lotho  
1

bast

Font for writing  
the numbers  
needs to be  
easier to read



## Revision Notes from Vincent and Louis

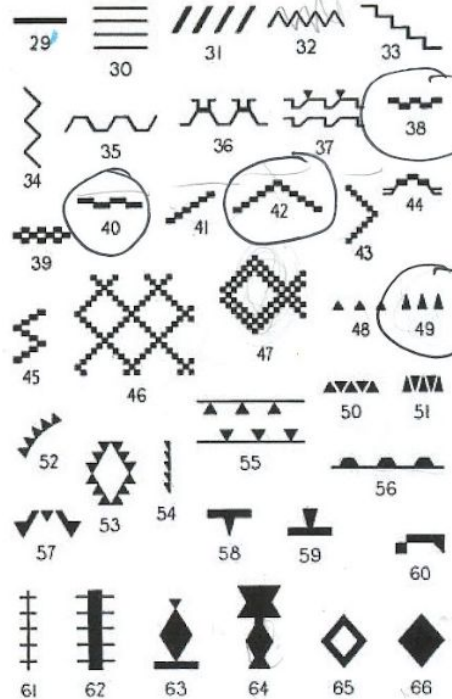


Basketweave  
design could be  
more accurate

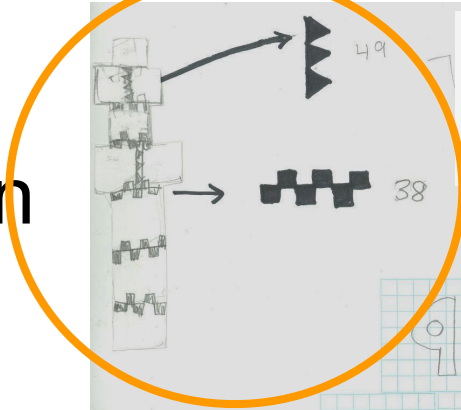
Number  
language is  
incorrect

# Hopscotch Design Basket weave Revision

[https://www.yosemite.ca.us/library/miwok\\_material\\_culture/designs.html](https://www.yosemite.ca.us/library/miwok_material_culture/designs.html)



They used the basket weave pattern to separate the lines in the hopscotch squares



Estelle + Scarlett used basket weave patterns #38 and #49

Correct number

Color matrix Mission Dolores Ceiling

Color inspiration


Red Gray

Blue/Green

orange/yellow

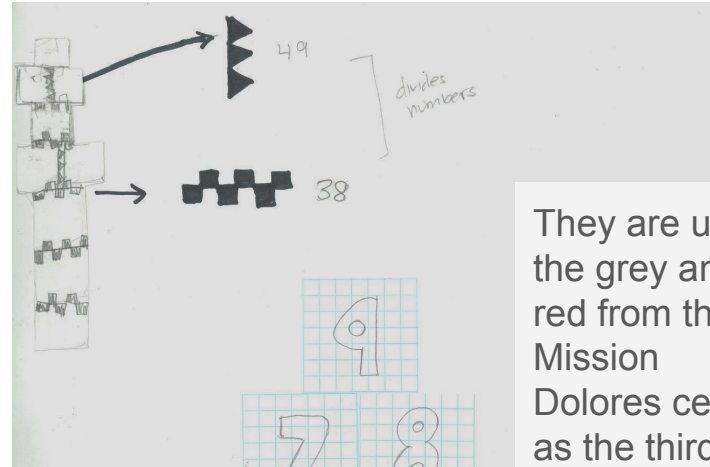
# Hopscotch Design

## Color Plan Revision

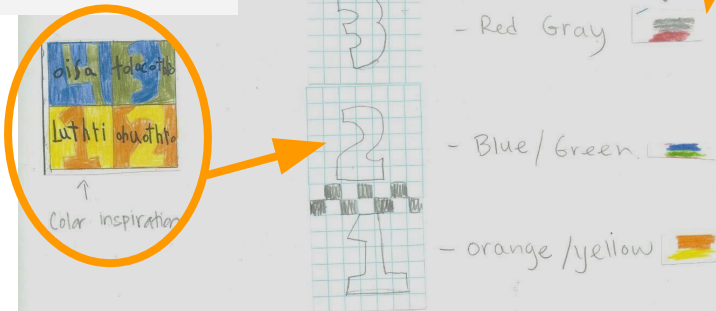


We are still researching the types of paint we need, available colors and how to mix them etc. We may experience limitations here depending on our access to ground mural paint materials

They kept the color style inspiration from one of the original foursquare designs and imagined it as the design for each of the number squares



They are using the grey and red from the Mission Dolores ceiling as the third colorway

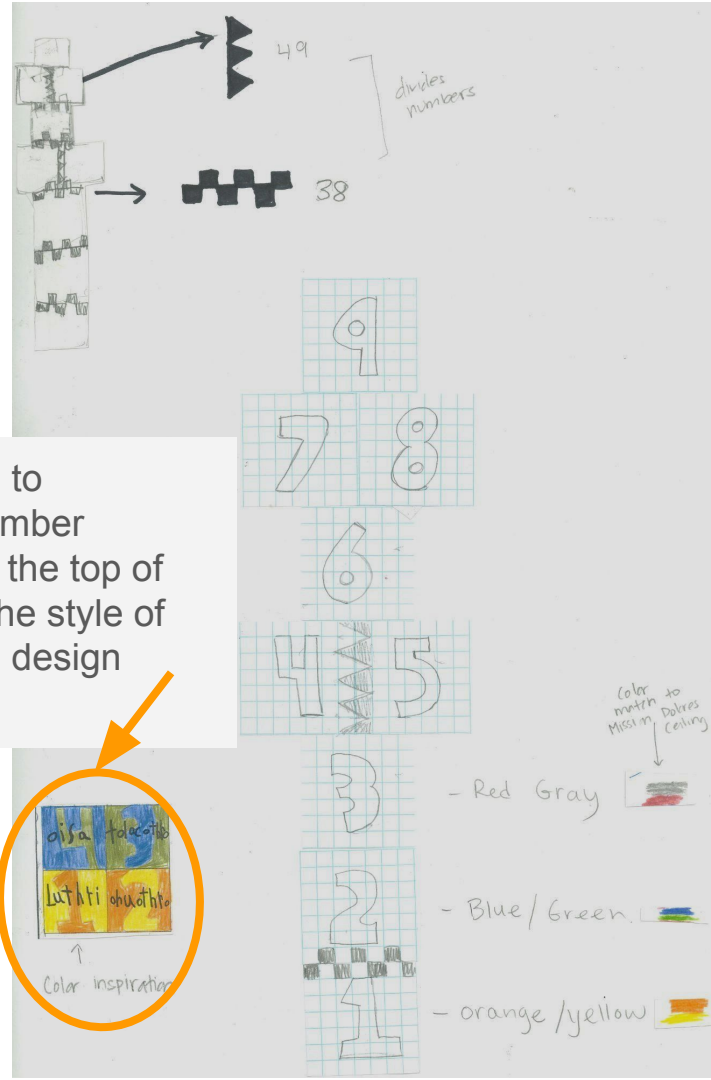




# Hopscotch Design Language Revision




They still hope to incorporate number language over the top of each letter in the style of the foursquare design shown here



# Proposed Design

Basketweave patterns are more accurate and oriented in correct direction



Blue and green are inspired by the mallard duck.

Deeper yellow, red, and grey are all inspired by the Mission Dolores ceiling painted by Mission Indians.



## Proposed Location

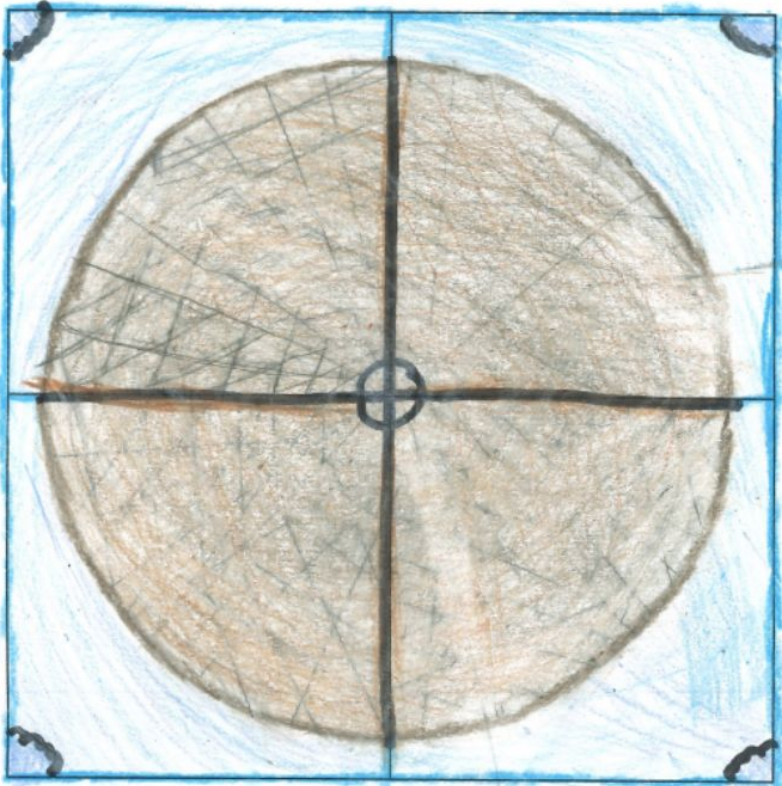
This location was chosen because:

- the central location shows respect and importance
- It is where the hopscotch tournament happens



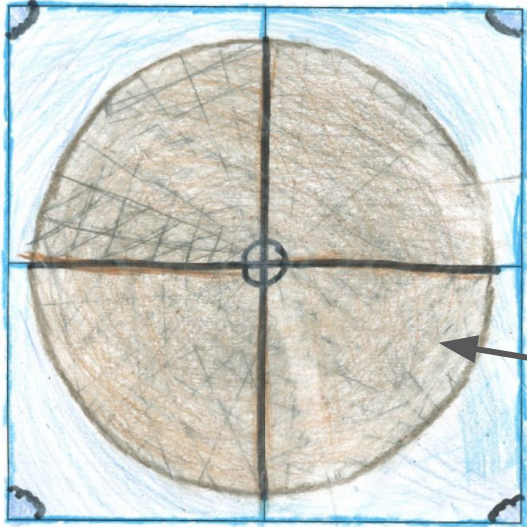


## Original Design Idea by Adora



I chose to make a foursquare at the sports court. This is a good place to show respect for the Saklan people because adults and students come here for CLAS. Also K-8th graders do PE with Mr. Crabtree here and sometimes they play foursquare. I chose to draw a winnowing basket. It is important because it helps take the skin off the acorn for preparing meals. [Acorns are an important food in the Saklan culture]. We met Louis and Vincent from Cafe Ohlone and we learned a lot like how they respect nature by leaving the 1st acorns for the animals and how using traditional tools like this basket to prepare food makes them feel connected to their culture. I used brown, blue, and violet. Brown represents resistance. The blue in the background represents peace.

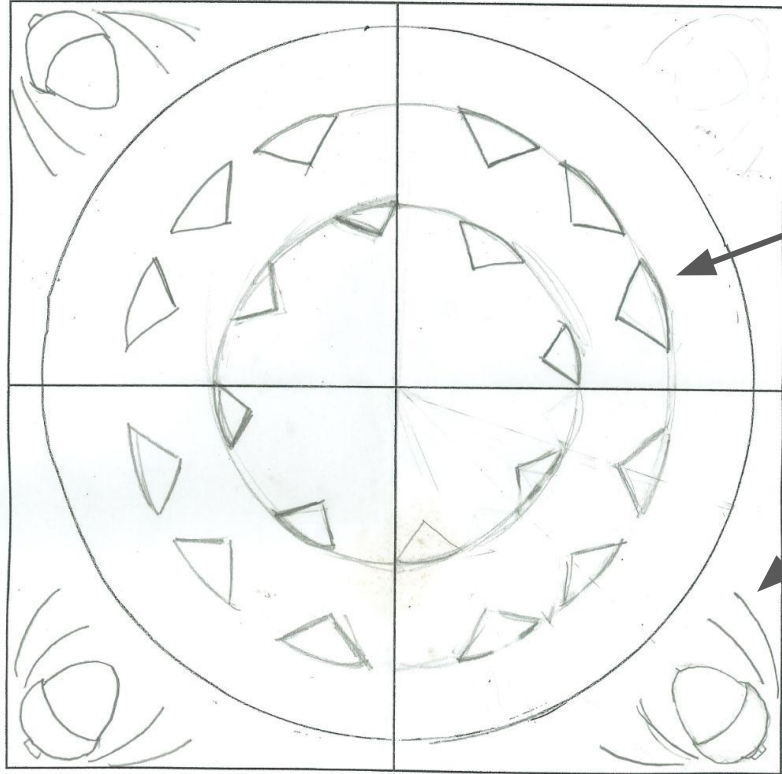
## Revision Notes from Tia and Paul



Strong, simple, clear layout because you can view it from every direction.

The basketweave needs more accuracy

The decorative frame or elements other than the basket could have more meaning



We tried to copy the design of our original basket inspiration with more accuracy


We thought about what type of grass or plant we could add to the corners

We added acorns




## Revision Notes from Vincent and Louis

Suggested we use one of their family's baskets as the design inspiration. And sent us a photo to use for our design revision



They thought the blue could work if one imagines holding the basket up to the sky

Suggested we use a valley oak acorn that is longer and thinner and use the valley oak leaf behind the acorn



## Proposed Design



A single valley oak acorn and leaf are placed in each corner.

Blue represents the sky

Basketweave mimics the design of one of Vincent and Louis' family baskets in a top down view

## Proposed Location

This location was chosen because:

- the central location shows respect and importance
- The size works for lower school and ECE students who also use the space and asked for us to consider their needs after our CLAS presentation
- It doesn't have big cracks that we would need to patch





## Need to Knows

What is our budget?

How long can you give us to complete this project?

How will we protect the mural before it is complete when people are playing on the sports court?

Javi, do you have any news on the how long it will take to get the space ready to paint?

Tia and Paul, thank you for getting paint donated- do you think we have all the right colors or will we need to buy some too?

Do you approve of this project?

Thank you for coming  
and listening to our  
presentation!